

## Simplicity KiwiSaver Scheme

Balanced Fund

Fund update

This update was first made publicly available on 25 July 2019



# Fund update

Quarter ending 30 June 2019

## What is the purpose of this update?

This document tells you how the Simplicity KiwiSaver Balanced Fund (Balanced Fund) has performed and what fees were charged. The document will help you to compare the fund with other funds. Simplicity NZ Limited prepared this update in accordance with the Financial Markets Conduct Act 2013. This information is not audited and may be updated.

## Description of this fund

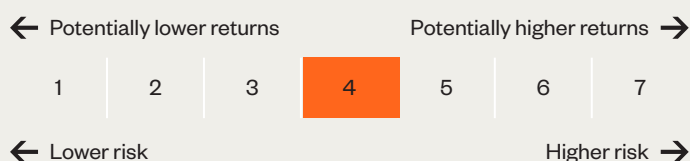
The Balanced Fund provides investors with an exposure to a mix of growth and income assets. As a result, the return from the Fund is likely to be lower over the longer term (10 years or more) than the Growth Fund, but the value of its investments is likely to fluctuate more than the Conservative Fund.

Total value of the fund	\$ 131,793,640
Number of investors	3,897
The date the fund started	1 September 2016

## What are the risks of investing?

Risk indicator for the Balanced Fund<sup>1</sup>:

### Risk indicator



The risk indicator is rated from 1 (low) to 7 (high). The rating reflects how much the value of the fund's assets goes up and down. A higher risk generally means higher potential returns over time, but more ups and downs along the way.

To help you clarify your own attitude to risk, you can seek financial advice or work out your risk profile at <https://www.sorted.org.nz/guides/kiwisaver-which-fund-suits>

Note that even the lowest category does not mean a risk-free investment, and there are other risks that are not captured by this rating.

This risk indicator is not a guarantee of the fund's future performance. As the fund has not been in existence for five years, the risk indicator is based on five year information including actual performance figures from 1 September 2016, and market returns data for the period prior to that date. As a result of this, the risk indicator may provide a less reliable indicator of the potential future volatility of the fund. While risk indicators are usually relatively stable, they do shift from time to time. The risk indicator will continue to be updated in future fund updates.

See the product disclosure statement (PDS) for more information about the risks associated with investing in this fund.



## How has the fund performed?

PAST YEAR

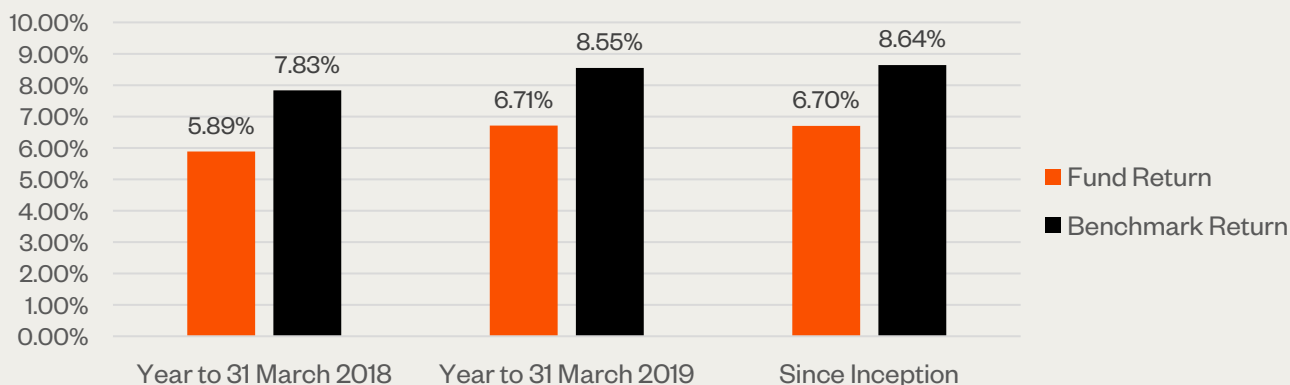
Annual return (after deductions for charges and tax)	6.96%
Annual return (after deductions for charges but before tax)	8.63%
Market index annual return (reflects no deduction for charges and tax)	9.15%

The market index annual return is a composite index, calculated using the return of each asset class index the fund invests in, weighted by the fund's benchmark asset allocation. See the Statement of Investment Policy and Objectives (SIPO) for details of the fund's benchmark asset allocation and the asset class indices.

Additional information about the market index is available on the Disclose Register:

<http://www.companiesoffice.govt.nz/disclose>

### Annual Return Graph



This shows the return after fund charges and tax for each year ending 31 March since the fund started. The last bar shows the average annual return since the fund started, up to 30 June 2019.

**Important:** This does not tell you how the fund will perform in the future.

Returns in this update are after tax at the highest prescribed investor rate (PIR) of tax for an individual New Zealand resident. Your tax may be lower.



## What fees are investors charged?

Investors in the Balanced Fund are charged fund charges. Based on the PDS dated 8 July 2019, these are expected to be:

Total fund charges (including GST)	0.31%
------------------------------------	-------

Which are made up of

Total management and administration charges	0.31%
---	-------

Including:

Manager's basic fee	0.30%
Other management and administration charges <sup>2</sup>	0.01%
Total performance-based fees	0.00%

Other charges

Dollar amount per investor

Administration Fee	\$30 per year
--------------------	---------------

Investors are not charged individual action fees for specific actions or decisions (for example, for withdrawing from or switching funds).

## Example of how this applies to an investor

Small differences in fees and charges can have a big impact on your investment over the long term.

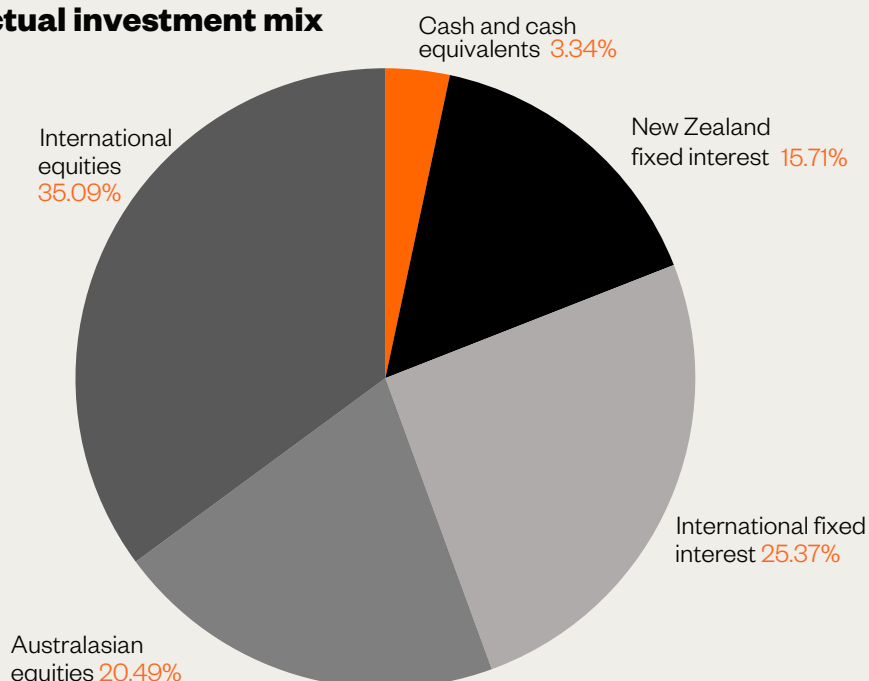
Mia had \$10,000 in the fund at the start of the year and did not make any further contributions. At the end of the year, Mia received a return after fund charges were deducted of \$696 (that is 6.96% of her initial \$10,000). Mia also paid \$30 in other charges. This gives Mia a total return after tax of \$666 for the period.



## What does the fund invest in?

This shows the types of assets that the fund invests in.

### Actual investment mix



### Target investment mix

Cash and cash equivalents	2%	International equities	35%
New Zealand fixed interest	16.5%	Listed property	0%
International fixed interest	25.5%	Unlisted property	0%
Australasian equities	21%	Commodities	0%

### Top 10 investments

Asset Name	% of fund net assets	Type	Country	Credit rating
Vanguard Ethically Conscious Int Shares Fund	35.09%	International Equities	AU	N/A
Vanguard Ethically Conscious Global Bond Index Fund	25.37%	International Fixed Interest	AU	N/A
Vanguard Australian Shares Index Fund	5.69%	Australasian Equities	AU	N/A
Cash on call	4.00%	Cash & Cash Equivalents	NZ	AA+
New Zealand govt bond 2.75% 15 April 2037	1.58%	New Zealand Fixed Interest	NZ	AA+
A2 Milk Company Ltd	1.50%	Australasian Equities	NZ	N/A
New Zealand govt bond 5.5% 15 April 2023	1.47%	New Zealand Fixed Interest	NZ	AA+
New Zealand govt bond 3.5% 14 April 2033	1.47%	New Zealand Fixed Interest	NZ	AA+
New Zealand govt bond 4.5% 15 April 2027	1.41%	New Zealand Fixed Interest	NZ	AA+
New Zealand govt bond 6% 15 May 2021	1.38%	New Zealand Fixed Interest	NZ	AA+

The top ten investments make up 78.96% of the fund.

The fund's exposure to assets denominated in foreign currencies was 66%, of which 100% was hedged.



## Key personnel

Name	Current position	Term	Previous or other current position	Term
Sam Stubbs	Managing Director, Simplicity	3 years and 3 months	Chief Executive Officer, TOWER Investments	5 years and 1 month
Joy Marslin	Director, Simplicity	2 years and 7 months	Head of Private Wealth Management, Westpac NZ	3 years and 7 months
Reuben Halper	Director, Simplicity	2 years and 3 months	Agency Lead, Google New Zealand (current)	3 years and 9 months
Shamubeel Eaqub	Director, Simplicity	2 years and 1 month	Economic Consultant, Sense Partners (current)	3 years
Mel Hewitson	Director, Simplicity	4 months	Independent Director, Heritage Trustee Company (current)	1 year and 3 months

## Further information

You can also obtain this information, the PDS for the Simplicity KiwiSaver Scheme and some additional information from the offer register at <http://www.companiesoffice.govt.nz/disclose>

## Notes

1. As the fund started on 1 September 2016, actual returns for the fund are not available until then. To calculate the risk indicator for the five-year period ending 30 June 2019, market index returns have been used up to 31 August 2016 with actual fund returns used for the balance of the period. As a result of those market returns, the risk indicator may provide a less reliable indicator of the potential future volatility of the fund.
2. Other management and administration charges include a 0.01% estimated fee which covers administration costs incurred by the Vanguard underlying funds. This estimate is based on actual annual costs reported by Vanguard in its most recent annual report dated 30 June 2018 with additional details provided by Vanguard, and anticipated investment levels in the underlying funds in accordance with the Scheme's SIPO.